

Project/ Client
THE HARRIS MUSEUM

Disclaimer
Neither this drawing, nor any of such ideas, arrangements, designs or plans shall be appropriated or disclosed to any person, firm or corporation for any use whatsoever, except by the specific written permission of Ralph Appelbaum Associates (RAA). This drawing is for design control only and may not be used in lieu of Contractor's shop drawings. Written dimensions on drawings shall have authority over scaled. Contractors and manufacturers shall verify and be responsible for all dimensions and conditions on the job and inform RAA of all variations from the drawing prior to performing the work. RAA shall first see and approve Contractor's full-size shop details before fabrication. It is the Contractor's responsibility to verify and ensure structural integrity of this design with a licensed structural engineer.

Notes

Notes

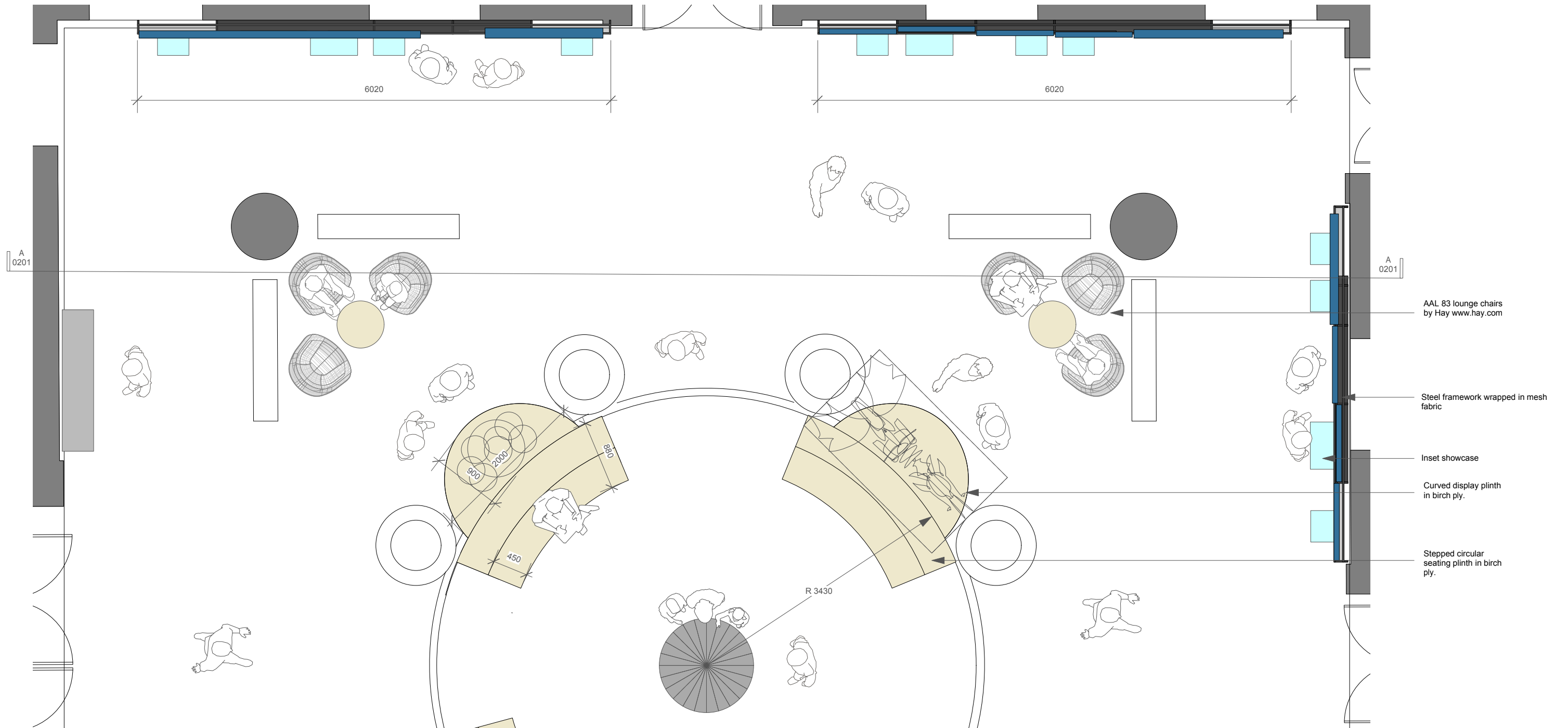

Rev. Date	Note
-	-

RAA Ralph Appelbaum Associates Incorporated
1-5 Portpool Lane London EC1N 7UU
TEL 020 7692 7598 FAX 020 7692 7597
EMAIL info@raa.co.uk

Drawing Title		Space 1.4: Rotunda Plan	
Drawing No.		2004_0103	
File Name		2004_Harris Museum.vwx	
Date	June 2020	Scale	1:100@A3
Drawn	RAA	Checked	MC

Stepped seating plinth

Curved open display plinth



AAL 83 lounge chairs by Hay www.hay.com

Steel framework wrapped in mesh fabric

Inset showcase

Curved display plinth in birch ply.

Stepped circular seating plinth in birch ply.

Project/ Client
THE HARRIS MUSEUM

Disclaimer
Neither this drawing, nor any of such ideas, arrangements, designs or plans shall be appropriated or disclosed to any person, firm or corporation for any use whatsoever, except by the specific written permission of Ralph Appelbaum Associates (RAA). This drawing is for design control only and may not be used in lieu of Contractor's shop drawings. Written dimensions on drawings shall have authority over scaled. Contractors and manufacturers shall verify and be responsible for all dimensions and conditions on the job and inform RAA of all variations from the drawing prior to performing the work. RAA shall first see and approve Contractor's full-size shop details before fabrication. It is the Contractor's responsibility to verify and ensure structural integrity of this design with a licensed structural engineer.

Notes

Notes

Rev. Date	Note
-	-

RAA Ralph Appelbaum Associates Incorporated
1-5 Portpool Lane London EC1N 7UU
TEL 020 7692 7598 FAX 020 7692 7597
EMAIL info@raa.co.uk

Drawing Title Space 1.4: Rotunda central display
Drawing No. 2004_0104
File Name 2004_Harris Museum.vwx
Date June 2020 Scale 1:50@A3 Rev.
Drawn RAA Checked MC

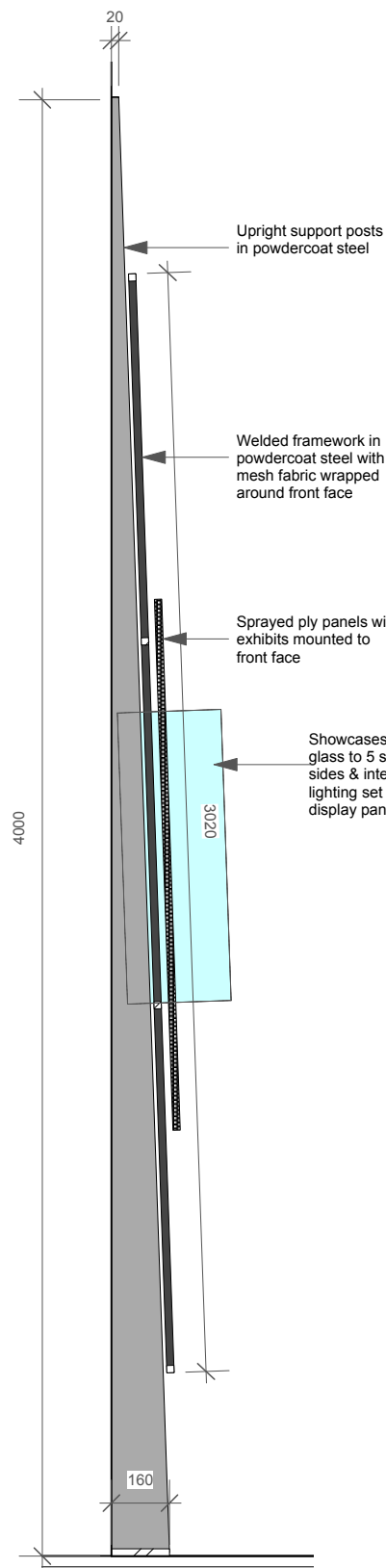


Reference image 01



Reference image 02

- Sprayed ply display panel
- Steel framework
- Mesh fabric



Upright support posts in powdercoat steel

Welded framework in powdercoat steel with mesh fabric wrapped around front face

Sprayed ply panels with exhibits mounted to front face

Showcases with glass to 5 sides sides & integral lighting set into display panels.



2 Rotunda Section AA Scale: 1:50

Showcases with glass to 5 sides sides & integral lighting set into display panels.

Upright support posts in powdercoat steel

Welded framework in powdercoat steel with mesh fabric wrapped around front face

Sprayed ply panels with exhibits mounted to front face

1 Rotunda Detail B Scale: 1:20

<p>Project/ Client</p> <p>THE HARRIS MUSEUM</p>	<p>Disclaimer</p> <p>Neither this drawing, nor any of such ideas, arrangements, designs or plans shall be appropriated or disclosed to any person, firm or corporation for any use whatsoever, except by the specific written permission of Ralph Appelbaum Associates (RAA). This drawing is for design control only and may not be used in lieu of Contractor's shop drawings. Written dimensions on drawings shall have authority over scaled. Contractors and manufacturers shall verify and be responsible for all dimensions and conditions on the job and inform RAA of all variations from the drawing prior to performing the work. RAA shall first see and approve Contractor's full-size shop details before fabrication. It is the Contractor's responsibility to verify and ensure structural integrity of this design with a licensed structural engineer.</p>	<p>Notes</p>	<p>Notes</p>	Rev. Date	Note	<p>RAA</p> <p>Ralph Appelbaum Associates Incorporated</p> <p>1-5 Portpool Lane London EC1N 7UU</p> <p>TEL 020 7692 7598 FAX 020 7692 7597</p> <p>EMAIL info@raa.co.uk</p>
<p>Drawing Title Space 1.4: Rotunda Sections</p>				<p>Date June 2020</p>		
<p>Drawing No. 2004_0201</p>				<p>Scale 1:50@A3</p>		
<p>File Name 2004_Harris Museum.vwx</p>				<p>Rev. —</p>		
<p>Drawn RAA</p>				<p>Checked MC</p>		